

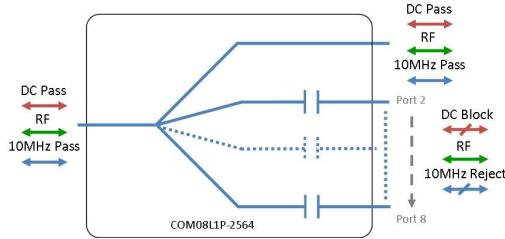


Model Number:
COM08L1P-2764

Components
RF Engineering by Design

8 -Way L-Band Passive Splitter/Combiner

850 - 2150MHz



- 1 port 10MHz & DC pass
- All other ports 10MHz & DC blocked
- High Current handling 5A

Available with RF connector options:

- 50 Ω SMA
- 50 Ω N-type
- 50 Ω BNC
- 75 Ω BNC



850-2150 MHz
Operating frequency range. L-Band ready



Compact
Housed in rugged compact enclosure

Flexible Mounting
Tapped screw & through hole mounting options

Passive

RF Parameters						
COM08L1P-2764-XXXX	S5S5	N5N5	B5B5	B7B7	F7F7	
Frequency Range	850 - 2150MHz					
RF Connectors	50Ω SMA	50Ω N-Type	50Ω BNC	75Ω BNC	75Ω F-Type	
Mean Insertion Loss (dB)	1.0±0.5	1.0±0.5	1.0±0.5	1.0±0.6	1.0±0.6	
Flatness ± (dB)	0.8	0.8	0.8	1.4	1.4	
Input Return Loss (dB)	Typ.	12	12	12	8	8
	Min.	8	8	8	6	6
Output Return Loss (dB)	Typ.	14	14	14	9	9
	Min.	10	10	10	6	6
Isolation (dB)	Typ.	23	23	23	23	23
Amplitude Balance (dB)	≤0.3	≤0.3	≤0.3	≤0.5	≤0.5	
Phase Balance (Φ)	≤1.5°	≤1.5°	≤1.5°	≤2.5°	≤2.5°	

The given Insertion Loss specified is the loss above the theoretical limit for a lossless divider
 10MHz Insertion Loss is up to 3dB above the theoretical loss*
 10MHz Rejection is 20dB*
 *To ports which are applicable

Broadcast



Marine Oil & Gas



SNG & VSAT



Satellite Teleport

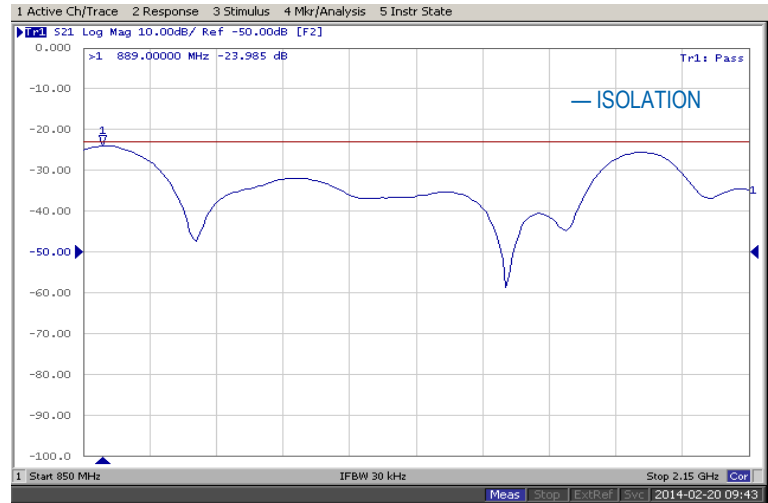
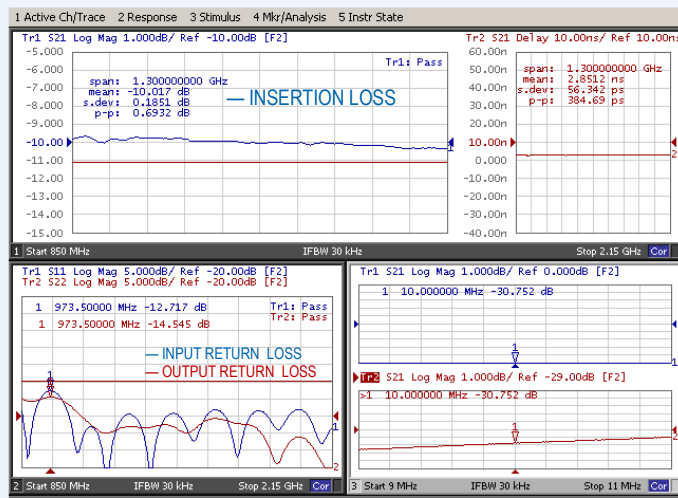




Components
RF Engineering by Design

Model Number:
COM08L1P-2764
8-Way L-Band Passive Splitter/Combiner

Technical specifications and operating parameters

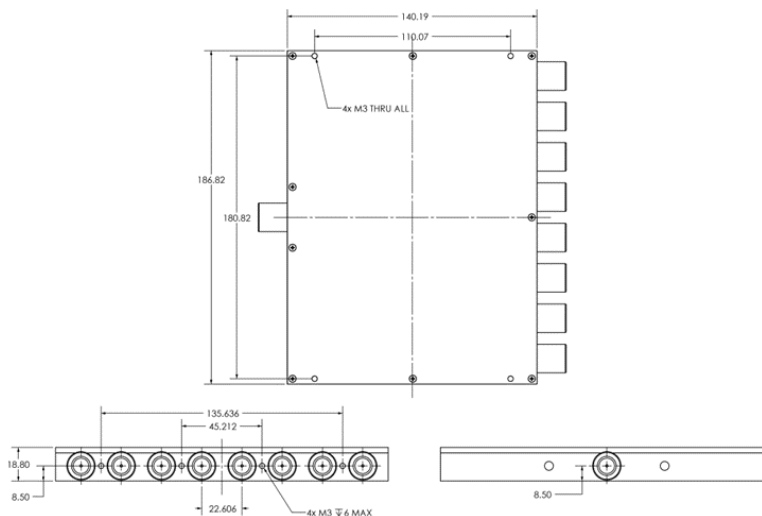


Environmental	
Operating Temperature	0°C to +45°C
Storage Temperature	-20°C to +75°C
Location	Indoor use Only
Humidity	Max. 85% non-condensing
Altitude	Max. 10,000 feet

Max Operating Parameters	
Input RF Power	+37 dBm (5W) as a splitter
Input RF Power	+33 dBm (2W) as a combiner
DC Voltage	35V on any RF port
DC Current	5A

! Operation beyond these limits may cause instantaneous and permanent damage.

Physical Dimensions (mm)



Note: The specification is subject to regular reviews and will be updated from time to time as part of our continuing product development and improved specification accuracy.

ETL SYSTEMS LIMITED
Coldwell Radio Station
Madley
Hereford
England HR2 9NE

TELEPHONE
+44 (0)1981 259020

EMAIL
info@etlsystems.com

FACSIMILE
+44 (0)1981 259021

WEB
www.etlsystems.com

